

RHODE ISLAND

STATE ASSESSMENT PROGRAM



Alternate
Assessment

Guide to Interpretation

TABLE OF CONTENTS

Overview 1

Student Participation..... 2

Test Design and Scoring 3

Reporting the Scores 8

Alternate Assessment Sample 18

Creating Enhanced Programs 22

Purpose of the Rhode Island Alternate Assessment

The federal Elementary and Secondary Education Act was reauthorized as the No Child Left Behind Act, NCLB. This law requires that states establish a single assessment and accountability system. It requires the assessment of all students, including those with significant cognitive disabilities. NCLB has three critical elements: academic content standards, academic achievement standards, and assessments. These provide the foundation for an accountability system that ensures that all students, including those with disabilities, reach high standards.

Reauthorization of the Individuals with Disabilities Education Act–2004 confirmed these elements.

Accountability through assessment systems provides equity in program and educational opportunities for all students. Alternate assessment, as part of the state assessment program, ensures a unified system of program and student accountability linked to the common core of learning within the general curriculum.

The inclusion of students with disabilities in the assessment and accountability system is critical to ensure appropriate allocation of resources and learning opportunities for these students. The Alternate Assessment was designed for up to one percent of the student population for whom traditional assessments, even with accommodations, would be an inappropriate measure of progress. Completion of the Alternate Assessment

- ensures that students with significant challenges are represented in school accountability;
- provides multiple ways for the Individual Education Program (IEP) team, including general and special education teachers, support services, families, and students, to measure progress toward relevant student outcomes;
- merges instructional and assessment activities; and
- builds support for meaningful participation in the appropriate general education curriculum.

Rhode Island educators, in consultation with the Rhode Island Department of Education and Measured Progress, the state contractor for the alternate assessment, designed an assessment that is a multidisciplinary approach to student learning and progress. Datafolios showcase student work so that learning can be assessed in a comprehensive way. The philosophy behind these performance-based assessments supports a method of student evaluation that allows students to demonstrate strengths, knowledge, skills, and independence and merges the processes of instruction and assessment. This assessment process encourages the student to engage in learning that is meaningful and appropriate, and provides multiple opportunities for measuring significant progress.

In effective learning environments, assessment and instruction are fundamentally linked. High-quality assessment practices provide information, which can be a basis for ongoing development of a curriculum that is responsive to student needs. Aside from the use of a datafolio to capture student learning, an extension of this philosophy also considers students with severe or multiple disabilities as valued and contributing members of their schools and communities. The performance-based assessment promotes a vision of enhancing capacities and integrated life opportunities for students who experience severe disabilities. Positive results are expected from these students, including living, working, and contributing to their communities upon completion of their schooling.

STUDENT PARTICIPATION

The Alternate Assessment was developed to reflect the application of Rhode Island's alternate achievement standards for students with moderate to severe and profound cognitive disabilities. All students must be assigned a grade designation by their IEP teams. It is recommended that the students' grade assignments vary no more than two years from the grade of their same-aged peers. The students' IEP teams determine and verify in the students' IEPs that the students meet all of the guidelines for participation in the Alternate Assessment. Documents in the students' records, which include current and longitudinal data, are the basis for that decision.

Students who qualify for the Alternate Assessment have several characteristics. Their levels of cognitive ability and adaptive skills must preclude full involvement in the state's grade-level expectations, even with program modifications and adaptations. These students are unable to apply academic skills at home, in school, and in the community without intensive, frequent, and individualized instruction in multiple settings. They must have current IEPs.

IEP teams should not consider a student for participation in the Alternate Assessment solely on the fact that the student has an IEP; the student's instructional reading level is below grade-level expectations; the student is not expected to perform well on the state assessment; the student is expected to experience distress under testing conditions; the student has excessive absences; the student has visual or auditory disabilities, emotional-behavioral disabilities, or specific learning disabilities; or there are social, cultural, or economic differences.

Participation in the Rhode Island Alternate Assessment must be documented on students' IEPs and the completed participation criteria form must be attached to the IEP.

The IEP team must inform parents of students who participate in the RIAA that their child's achievement will be measured based on alternate academic achievement standards. In addition, the IEP team must inform parents of any implications, including any effects of State or local policies on the student's education resulting from taking an alternate assessment based on alternate achievement standards.

IEP teams should reconsider the documentation for these students each year to ensure that the students have an opportunity to participate in the most appropriate assessment.

TEST DESIGN AND SCORING

The alternate assessment assesses content in reading and mathematics at grades 2–7 and 10; writing at grades 4, 7, and 10; and science at grades 4, 8, and 11.

The assessment effectively links content strands, curriculum, instruction, and assessment to demonstrate student learning, which is linked to standards. It has four criteria: connection to the content strand, student progress, level of accuracy, and level of independence. The assessment is scored according to the rubric displayed on pages 8–9.

An Alternate Assessment datafolio includes four student entries comprised of a set of required documents for each content area assessed.

Each entry begins with a Data Summary Sheet that lays out the assessment data and supporting evidence in the entry.

This evidence includes student work and teacher data collected across the school year. Multiple dimensions of the scoring rubric

criteria may be applied to a single piece of evidence. In total, the entry should reflect the student’s progress on individualized, targeted skills taught within the context of the state curriculum standards.

Each datafolio is scored using the scoring rubric by at least two independent, qualified scorers. A *qualified scorer* is defined as a reader who, after scorer training, has been certified.

As indicated on the assessment blueprint (see page 4), students are assessed on different content strands according to their grade. Each content area assesses two content strands and four Alternate Assessment Grade Span Expectations (AAGSEs) (see pages 5–6). Teachers assess a student’s performance and collect evidence in each content area strand during three distinct collection periods.

Rhode Island Alternate Assessment Blueprint

Content Area	Title of Content Strand	Grade(s) Assessed
Mathematics	Numbers and Operations (NO)	2–7 and 10
	Geometry and Measurement (GM)	2–5
	Data, Statistics, and Probability (DSP)	6–7
	Functions and Algebra (FA)	10
Reading	Word Identification Skills and Strategies (WID) Vocabulary Strategies and Breadth of Vocabulary (V)	2–7 and 10
	Early Reading (ER)	2
	Initial Understanding, Analysis, and Interpretation of Literary Text (LT) OR Initial Understanding, Analysis, and Interpretation of Informational Text (IT)	3–7 and 10
Writing	Structures of Language (SL) Writing Conventions (WC)	4, 7 and 10
	Response to Literary or Informational Text (LT)	4
	Narratives (N)	7
	Informational Writing (IW)	10
Science	Inquiry Constructs and Knowledge AAGSEs Grade 4: Observing/Questioning; Conducting Grade 8: Planning; Conducting Grade 11: Conducting; Analyzing	4, 8 and 11

This document may be downloaded from

<http://www.ride.ri.gov/InstructionAssessment/Assessment/RhodeIslandAlternateAssessmentRIAA.aspx>

**Assessment Design
Reading, Mathematics, and Writing**

Required Content Strand 1					
Structured Performance Task					
AAGSE 1			AAGSE 2		
Data Summary Sheet			Data Summary Sheet		
Collection Period 1	Collection Period 2	Collection Period 3	Collection Period 1	Collection Period 2	Collection Period 3
Student Documentation Form	Student Documentation Form	Student Documentation Form	Student Documentation Form	Student Documentation Form	Student Documentation Form

Required Content Strand 2					
Structured Performance Task					
AAGSE 1			AAGSE 2		
Data Summary Sheet			Data Summary Sheet		
Collection Period 1	Collection Period 2	Collection Period 3	Collection Period 1	Collection Period 2	Collection Period 3
Student Documentation Form	Student Documentation Form	Student Documentation Form	Student Documentation Form	Student Documentation Form	Student Documentation Form

Science Assessment Design

Structured Performance Task		
Two Entries: Inquiry Construct and Knowledge AAGSE		
Data Summary Sheet for each entry 3 collection periods - 1 from each science domain		
Collection Period 1 6 weeks Oct. - Nov.	Collection Period 2 4 weeks Jan. - Feb.	Collection Period 3 4 weeks March - April
Student Documentation Form	Student Documentation Form	Student Documentation Form
One student work product is included per entry (inquiry and knowledge).		

Science Inquiry Constructs

Grade	Observing/ Questioning	Planning	Conducting	Analyzing
4	Make and describe observations in order to ask questions, and/or make predictions related to the science investigation.		Follow procedures, using equipment or measurement devices accurately as appropriate, for collecting and/or recording qualitative or quantitative data.	
8		Identify information/evidence that needs to be collected and/or tools to be used in order to answer a question and/ or check a prediction.	Use data to summarize results.	
11			Use accepted methods of organizing, representing and/ or manipulating data.	Use evidence to support and/or justify interpretations and/or conclusions or explain how the evidence refutes the hypothesis.

REPORTING THE SCORES

Scoring Rubrics

The scoring rubrics are a guide used to determine student performance on four criteria. The criteria are Connection to Content Strand, Student Progress, Level of Accuracy, and Level of Independence. These criteria are used to determine a student's score for each content area in a student's datafolio.

Dimension	0 points	2 points	4 points	6 points	8 points
Connection to Content Strand for Mathematics, Reading, and Writing	There is insufficient evidence of a connection to the AAGSE.	There is evidence of a connection to the AAGSE but no application of the AAGSE in a distinct standards-based activity connected to the SPT.	There is evidence of connection of the AAGSE and applying the AAGSE in at least 1 distinct standards-based activity connected to the SPT, 1 out of 3 collection periods.	There is evidence of connection of the AAGSE to the SPT and applying the AAGSE in at least 2 distinct standards-based activities connected to the SPT, 2 out of 3 collection periods.	There is evidence of connection of the AAGSE to the SPT and applying the AAGSE in at least 3 distinct standards-based activities connected to the SPT, 3 out of 3 collection periods.

Dimension	0 points	2 points	4 points	6 points	8 points
Connection to Content Strand for Science	There is insufficient evidence of a connection to the AAGSE and/or the Inquiry Construct.	There is evidence of a connection to the AAGSE /Inquiry Construct but no application of the AAGSE/ Inquiry Construct in a distinct standards-based science investigation connected to the SPT.	There is evidence of connection to the AAGSE/ Inquiry Construct and applying the AAGSE/ Inquiry Construct in at least 1 distinct standards-based science investigation connected to the SPT, 1 out of 3 collection periods.	There is evidence of connection to the AAGSE/ Inquiry Construct and applying the AAGSE/ Inquiry Construct in at least 2 distinct standards-based science investigations connected to the SPT, 2 out of 3 collection periods.	There is evidence of connection to the AAGSE/ Inquiry Construct and applying the AAGSE /Inquiry Construct in at least 3 distinct standards-based science investigations connected to the SPT, in 3 out of 3 collection periods.

This document may be downloaded from

<http://www.ride.ri.gov/InstructionAssessment/Assessment/RhodeIslandAlternateAssessmentRIAA.aspx>

REPORTING THE SCORES

Dimension	0 points	4 points	8 points
Student Progress	No progress across any data collection periods.	Progress shown across 2 data collection periods.	Progress shown across 3 data collection periods.

Dimension	0 points	1 point	2 points	3 points	4 points
Level of Accuracy	Entry contains insufficient information to determine a score OR 0% accuracy	Student performance of skills based on AAGSE demonstrates a minimal understanding of concepts. 1-25% accuracy	Student performance of skills based on AAGSE demonstrates a limited understanding of concepts. 26-50% accuracy	Student performance of skills based on AAGSE demonstrates some understanding of concepts. 51-75% accuracy	Student performance of skills based on AAGSE demonstrates a high level understanding of concepts. 76-100% accuracy
Level of Independence	Entry contains insufficient information to determine a score OR 0% independence	Student utilizes extensive verbal, visual, and/or physical assistance to demonstrate skills and concepts. 1-25% independence	Student utilizes frequent verbal, visual, and/or physical assistance to demonstrate skills and concepts. 26-50% independence	Student utilizes some verbal, visual, and/or physical assistance to demonstrate skills and concepts. 51-75% independence	Student utilizes minimal verbal, visual, and/or physical assistance to demonstrate skills and concepts. 76-100% independence

REPORTING THE SCORES

The Alternate Assessment results are reported in several formats:

Paper copies:

- Student Score Reports (parent/guardian copy and school copy)

Online to schools and districts via a secure website:

- School Summary Reports
- School Roster Reports
- District Summary Reports
- District Roster Reports

Score Reports

Each child receives a Student Score Report and a copy of the *Alternate Assessment Guide to Interpretation* for parents and guardians. In some districts, the Student Score Report and *Guide* are sent home with a student's report card. A sample of a Student Score Report is shown on page 12.

Each student's datafolio evidence was scored at the content area level and each content area received an Achievement Level. This Achievement Level was determined from the overall total dimension scores on the datafolio. The Dimension Score Charts are content specific and demonstrate the four Achievements Levels, *Substantially Below Proficient*, *Partially Proficient*, *Proficient* and *Proficient with Distinction* (see pages 14–17).

To understand how a student's Achievement Level was determined, follow the steps below.

Step 1: Locate the student's Total Dimension Scores for content area in the shaded bar on the sample Student Report on page 12 of this guide.

Step 2: Locate the student's total progress score and match the student's progress score to the total progress dimension score on the Dimension Score Chart for each content area (horizontal axis) on pages 14–17.

Step 3: Add the total accuracy and independence scores together and locate the total combined score on the Dimension Score Chart for each content area (vertical axis).

Step 4: The Achievement Level is found by locating the cell on the Dimension Score Chart at which the total progress score and the combined accuracy and independence scores intersect. The Achievement Level key is located at the top of the Dimension Score Chart. For most students this is the final step. For some students whose Achievement Level is just above or just below the cut point for an Achievement Level, their Achievement Level may be adjusted using the connection scores as indicated in Step 5.

Step 5: Locate the Connection to the Content Strand for each content area. Use the connection chart on the bottom of the Dimension Score Chart to determine if the connection is minimal, satisfactory or strong. If the total connection score is minimal and the student is just above the cut point between Achievement Levels, the score is lowered one Achievement Level. A student's Achievement Level is increased one Achievement Level if the datafolio demonstrates a strong connection score. If the total connection score is satisfactory, the Achievement Level remained the same.

A sample Achievement Level Descriptor may be found on page 13 and on the back of the Student's Score Report.

Students are classified into one of four Achievement Levels: "Proficient with Distinction," "Proficient," "Partially Proficient," and "Substantially Below Proficient" for each content area. Students who were coded to participate in the Alternate Assessment but their datafolios for that content area were very incomplete received a raw score of "1" and were classified as "Substantially Below Proficient." A "Not Tested, Other" category applies to students who were coded to participate in the Alternate Assessment but no entries were submitted.

REPORTING THE SCORES

Having a standard of performance that is expected of **all** students is the ambitious and challenging target central to Rhode Island's Comprehensive Education Strategy. The Board of Regents has approved the establishment of the "Proficient" level as the **Achievement Level** (how good is good enough) for all of Rhode Island's children.

Both educators and families should be aware that the score on the Alternate Assessment is best viewed as only one indicator of the student's knowledge and skills and should be used in combination with class, school, and/or district assessments.



Rhode Island Alternate Assessment Student Score Report 2011-2012

Alternate Assessment datafolios assessed students in grades 2, 3, 4, 5, 6, 7, and 10 in Reading and Mathematics. Students in grades 4, 7, and 10 were also assessed in Writing. Students in grades 4, 8, and 11 were assessed in Science. Evidence of student work was collected in 3 distinct data collection periods: October 3 - November 14, 2011; January 9 - February 3, 2012, and March 2 - April 6, 2012.

Student: Student Name
Grade: 4
School: School Name
District: District Name

REPORTING THE SCORES

		Dimensions			
		Connection to the Content Strand	Student Progress	Level of Accuracy	Level of Independence
Mathematics					
Numbers and Operations					
Structured Performance Task 35-1: The student will participate in classroom, school and/or community monetary activities.					
AAGSE 6.5 Identify the larger of two written numbers.					
AAGSE XX.XXX		2	4	2	2
Geometry and Measurement					
The student will use a calendar, clock, schedule and/or map to participate in a variety of school activities.					
GM9.1a—Follow positional descriptions such as over, under, near, far, between, left, right, above, below, on, beside, next to, to locate relative positions of objects in space.					
GM8.2b—Use clocks to measure and communicate time to the nearest hour and half hour.					
Total Mathematics Dimension Scores		12	16	10	10
		Proficient		STEP 3 (Accuracy and Independence) = 20	
		STEP 5 = 12		STEP 2 = 16	
Reading					
Word Identification Skills/Vocabulary					
Structured Performance Task XXX:					
AAGSE XX.XXX					
AAGSE XX.XXX					
Initial Understanding, Analysis, and Interpretation of Literary Text					
Structured Performance Task XXX:					
AAGSE XX.XXX					
AAGSE XX.XXX					
Total Reading Dimension Scores					
		Achievement Level			

AAGSE = Alternate Assessment Grade Span Expectation S = State approved special consideration Not Tested, Other = no entries submitted L = Student is First Year LEP in Reading and Writing

SAMPLE

Achievement Level Descriptors Mathematics Grade 4

Proficient with Distinction: Students performing at this level submitted datafolios that demonstrate

- a high level of accuracy on instructional activities aligned with the grade span Numbers and Operations and Geometry and Measurement Alternate Assessment Grade Span Expectations (AAGSEs)
- a high level of independence on instructional activities aligned with the grade span AAGSEs
- consistent progress in applying knowledge and skills of the grade span AAGSEs during the year
- a high ability to apply knowledge and skills of the grade span AAGSEs across multiple instructional activities

Proficient: Students performing at this level submitted datafolios that demonstrate

- an adequate level of accuracy on instructional activities aligned with the grade span Numbers and Operations and Geometry and Measurement Alternate Assessment Grade Span Expectations (AAGSEs)
- an adequate level of independence on instructional activities aligned with the grade span AAGSEs
- consistent progress in applying knowledge and skills of the grade span AAGSEs during the year
- an adequate ability to apply knowledge and skills of the grade span AAGSEs across multiple instructional activities

Partially Proficient: Students performing at this level submitted datafolios that demonstrate

- a minimal level of accuracy on instructional activities aligned with the grade span Numbers and Operations and Geometry and Measurement Alternate Assessment Grade Span Expectations (AAGSEs)
- a minimal level of independence on instructional activities aligned with the grade span AAGSEs
- inconsistent progress in applying knowledge and skills of the grade span AAGSEs during the year
- a minimal ability to apply knowledge and skills of the grade span AAGSEs across multiple instructional activities

Substantially Below Proficient: Students performing at this level demonstrate

- a low level of accuracy on instruction activities aligned with the grade span Numbers and Operations and Geometry and Measurement Alternate Assessment Grade Span Expectations (AAGSEs)
- a low level of independence on instructional activities aligned with the grade span AAGSEs
- little or no progress in applying knowledge and skills of the grade span AAGSEs during the year
- little or no ability to apply knowledge and skills of the grade span AAGSEs across multiple instructional activities

SAMPLE

RIAA Mathematics Dimension Score Chart

Achievement Levels:

SBP = Substantially Below Proficient

PP = Partially Proficient

P = Proficient

PWD = Proficient with Distinction

TOTAL Progress ▶

STEP 2

TOTAL Accuracy +

Independence ▼

0 4 8 12 16 20 24 28 32

0	SBP	SBP	SBP	SBP	SBP	SBP	SBP	SBP	SBP	SBP
1	SBP	SBP	SBP	SBP	SBP	SBP	SBP	SBP	SBP	SBP
2	SBP	SBP	SBP	SBP	SBP	SBP	SBP	SBP	SBP	SBP
3	SBP	SBP	SBP	SBP	SBP	PP	PP	PP	PP	PP
4	SBP	SBP	SBP	SBP	SBP	PP	PP	PP	PP	PP
5	SBP	SBP	SBP	SBP	SBP	PP	PP	PP	PP	PP
6	SBP	SBP	SBP	SBP	SBP	PP	PP	PP	PP	PP
7	SBP	SBP	SBP	SBP	PP	PP	PP	PP	PP	PP
8	SBP	SBP	SBP	SBP	PP	PP	PP	PP	PP	PP
9	SBP	SBP	SBP	PP	PP	PP	PP	PP	PP	PP
10	SBP	SBP	PP	PP	PP	PP	PP	PP	PP	PP
11	SBP	SBP	PP	PP	PP	PP	PP	PP	PP	PP
12	SBP	SBP	PP	PP	PP	PP	PP	PP	PP	PP
13	SBP	SBP	PP	PP	PP	PP	PP	PP	PP	PP
14	SBP	SBP	PP	PP	PP	PP	PP	PP	PP	PP
15	SBP	SBP	PP	PP	PP	PP	PP	PP	PP	PP
16	SBP	SBP	PP	PP	PP	PP	P	P	P	P
17	SBP	SBP	PP	PP	PP	PP	P	P	P	P
18	SBP	SBP	PP	PP	PP	P	P	P	P	P
19	SBP	SBP	PP	PP	PP	P	P	P	P	P
20	SBP	SBP	PP	PP	P	P	P	P	P	P
21	SBP	SBP	PP	PP	P	P	P	P	P	P
22	SBP	SBP	PP	PP	P	P	P	P	P	P
23	SBP	SBP	PP	PP	P	P	P	P	P	P
24	SBP	SBP	PP	PP	P	P	P	P	P	P
25	SBP	SBP	PP	PP	P	P	P	P	P	P
26	SBP	SBP	PP	PP	P	P	P	P	P	P
27	SBP	SBP	PP	PP	P	P	P	PWD	PWD	PWD
28	SBP	SBP	PP	PP	P	P	P	PWD	PWD	PWD
29	SBP	PP	PP	PP	P	P	P	PWD	PWD	PWD
30	SBP	PP	PP	PP	P	P	PWD	PWD	PWD	PWD
31	SBP	PP	PP	PP	P	P	PWD	PWD	PWD	PWD
32	SBP	PP	PP	PP	P	P	PWD	PWD	PWD	PWD

STEP 3

STEP 4

	Minimal Connection	Satisfactory Connection	Strong Connection
Score Range	0–6	8–26	28–32
Possible Impact on Achievement Level	Lower	Remain	Increase

STEP 5

RIAA Reading Dimension Score Chart

Achievement Levels:

SBP = Substantially Below Proficient

PP = Partially Proficient

P = Proficient

PWD = Proficient with Distinction

TOTAL Progress ▶

TOTAL Accuracy +

Independence ▼	0	4	8	12	16	20	24	28	32
0	SBP	SBP	SBP	SBP	SBP	SBP	SBP	SBP	SBP
1	SBP	SBP	SBP	SBP	SBP	SBP	SBP	SBP	SBP
2	SBP	SBP	SBP	SBP	SBP	SBP	SBP	SBP	SBP
3	SBP	SBP	SBP	SBP	SBP	SBP	SBP	SBP	SBP
4	SBP	SBP	SBP	SBP	SBP	SBP	SBP	SBP	SBP
5	SBP	SBP	SBP	SBP	SBP	PP	PP	PP	PP
6	SBP	SBP	SBP	SBP	PP	PP	PP	PP	PP
7	SBP	SBP	SBP	SBP	PP	PP	PP	PP	PP
8	SBP	SBP	SBP	PP	PP	PP	PP	PP	PP
9	SBP	SBP	SBP	PP	PP	PP	PP	PP	PP
10	SBP	SBP	SBP	PP	PP	PP	PP	PP	PP
11	SBP	SBP	SBP	PP	PP	PP	PP	PP	PP
12	SBP	SBP	SBP	PP	PP	PP	PP	PP	PP
13	SBP	SBP	PP	PP	PP	PP	PP	PP	PP
14	SBP	SBP	PP	PP	PP	PP	PP	PP	PP
15	SBP	SBP	PP	PP	PP	PP	PP	PP	PP
16	SBP	SBP	PP	PP	PP	PP	P	P	P
17	SBP	SBP	PP	PP	PP	P	P	P	P
18	SBP	SBP	PP	PP	PP	P	P	P	P
19	SBP	SBP	PP	PP	PP	P	P	P	P
20	SBP	SBP	PP	PP	PP	P	P	P	P
21	SBP	SBP	PP	PP	PP	P	P	P	P
22	SBP	SBP	PP	PP	P	P	P	P	P
23	SBP	SBP	PP	PP	P	P	P	P	P
24	SBP	SBP	PP	PP	P	P	P	P	P
25	SBP	SBP	PP	PP	P	P	P	P	P
26	SBP	SBP	PP	PP	P	P	P	P	P
27	SBP	SBP	PP	PP	P	P	P	PWD	PWD
28	SBP	SBP	PP	PP	P	P	P	PWD	PWD
29	SBP	PP	PP	PP	P	P	P	PWD	PWD
30	SBP	PP	PP	PP	P	P	PWD	PWD	PWD
31	SBP	PP	PP	PP	P	P	PWD	PWD	PWD
32	SBP	PP	PP	PP	P	P	PWD	PWD	PWD

	Minimal Connection	Satisfactory Connection	Strong Connection
Score Range	0–6	8–26	28–32
Possible Impact on Achievement Level	Lower	Remain	Increase

RIAA Writing Dimension Score Chart

Grades 4, 7 and 10

Achievement Levels:

SBP = Substantially Below Proficient

PP = Partially Proficient

P = Proficient

PWD = Proficient with Distinction

TOTAL Progress ►

TOTAL Accuracy +

Independence ▼	0	4	8	12	16	20	24	28	32
0	SBP	SBP	SBP	SBP	SBP	SBP	SBP	SBP	SBP
1	SBP	SBP	SBP	SBP	SBP	SBP	SBP	SBP	SBP
2	SBP	SBP	SBP	SBP	SBP	SBP	SBP	SBP	SBP
3	SBP	SBP	SBP	SBP	SBP	SBP	SBP	SBP	SBP
4	SBP	SBP	SBP	SBP	PP	PP	PP	PP	PP
5	SBP	SBP	SBP	SBP	PP	PP	PP	PP	PP
6	SBP	SBP	SBP	SBP	PP	PP	PP	PP	PP
7	SBP	SBP	SBP	SBP	PP	PP	PP	PP	PP
8	SBP	SBP	SBP	SBP	PP	PP	PP	PP	PP
9	SBP	SBP	SBP	SBP	PP	PP	PP	PP	PP
10	SBP	SBP	SBP	PP	PP	PP	PP	PP	PP
11	SBP	SBP	SBP	PP	PP	PP	PP	PP	PP
12	SBP	SBP	SBP	PP	PP	PP	PP	PP	PP
13	SBP	SBP	PP	PP	PP	PP	PP	PP	PP
14	SBP	SBP	PP	PP	PP	PP	PP	PP	PP
15	SBP	SBP	PP	PP	PP	PP	PP	PP	PP
16	SBP	SBP	PP	PP	PP	P	P	P	P
17	SBP	SBP	PP	PP	PP	P	P	P	P
18	SBP	SBP	PP	PP	PP	P	P	P	P
19	SBP	SBP	PP	PP	P	P	P	P	P
20	SBP	SBP	PP	PP	P	P	P	P	P
21	SBP	SBP	PP	PP	P	P	P	P	P
22	SBP	SBP	PP	PP	P	P	P	P	P
23	SBP	SBP	PP	PP	P	P	P	P	P
24	SBP	SBP	PP	PP	P	P	P	P	P
25	SBP	SBP	PP	PP	P	P	P	P	P
26	SBP	SBP	PP	PP	P	P	P	P	P
27	SBP	SBP	PP	PP	P	P	P	PWD	PWD
28	SBP	SBP	PP	PP	P	P	P	PWD	PWD
29	SBP	PP	PP	PP	P	P	PWD	PWD	PWD
30	SBP	PP	PP	PP	P	P	PWD	PWD	PWD
31	SBP	PP	PP	PP	P	P	PWD	PWD	PWD
32	SBP	PP	PP	PP	P	P	PWD	PWD	PWD

	Minimal Connection	Satisfactory Connection	Strong Connection
Score Range	0–6	8–26	28–32
Possible Impact on Achievement Level	Lower	Remain	Increase

RIAA Science Dimension Score Chart for Inquiry Construct*

Grades 4, 8 and 11

Achievement Levels:

SBP = Substantially Below Proficient

PP = Partially Proficient

P = Proficient

PWD = Proficient with Distinction

TOTAL Progress ▶

TOTAL Accuracy +

Independence ▼	0	4	8
0	SBP	SBP	SBP
1	SBP	SBP	PP
2	SBP	SBP	PP
3	SBP	PP	PP
4	SBP	PP	PP
5	SBP	PP	P
6	PP	PP	P
7	PP	PP	P
8	PP	PP	P
9	PP	P	P
10	PP	P	P
11	PP	P	P
12	PP	P	PWD
13	PP	P	PWD
14	PP	P	PWD
15	PP	PWD	PWD
16	PP	PWD	PWD

	Minimal Connection	Satisfactory Connection	Strong Connection
Score Range	0-3	4-13	14-16
Possible Impact on Achievement Level	Lower	Remain	Increase

*Note: Progress is not scored on Science Knowledge AAGSE.

ALTERNATE ASSESSMENT SAMPLE

The piece of student work that follows reflects a portion of one AAGSE that scored at the Proficient level of achievement. The explanation of how the student demonstrates the AAGSE is clear. “*Emma completed this activity by counting the following like coins: 4 quarters, 13 dimes, 18 nickels, and 15 pennies.*” The description of the standards-based activity provides further explanation of the purpose for this activity to assess this AAGSE within the context of the SPT, “*...the students count like coins orally by their value and match them to a chart that has several amounts listed as dollar notations. The students complete the activity by filling out a ‘cashier’s slip.’ The slip requires*

the number of each coin contained within the Snack Shack’s cash register and the total value amount in decimal notation.”

A review of the Data Summary Sheet (see page 21) shows that this student made progress between Collection Periods 1 and 2 and between Collection Periods 2 and 3 by an increase in her Level of Independence.

In the final collection period, this student had a Level of Accuracy of 100%, which scores 4 points on the Rubric, and a Level of Independence of 57%, which scores 3 additional points.

Students performing at this level submitted datafolios that demonstrated:

- an adequate level of accuracy on instructional activities aligned with the grade span Numbers and Operations and Geometry and Measurement Alternate Assessment Grade Span Expectations (AAGSEs)
- an adequate level of independence on instructional activities aligned with the grade span AAGSEs
- consistent progress in applying knowledge and skills on the grade span AAGSEs during the year
- an adequate ability to apply knowledge and skills of the grade span AAGSEs across multiple instructional activities

Student Documentation Form for Mathematics, Reading and Writing

Check box if Student Product or Photograph Evidence Documentation Form is attached.

Student: Dates, Emma	Grade: 4	Date: 1/27/2011	Data Collection Period: 2
Content Area: Mathematics	Content Strand: Mathematics Strand: Numbers and Operations	Structured Performance Task# 35-1 Description: The student will participate in classroom, school and/or community monetary activities.	
AAGSE#: NO 12.2a	Description: Add like coins together to match coin combinations to dollar and cents notation.		
Describe the overall Structured Performance Task (SPT) as it is embedded in your classroom/school/community: The students run a store called the Snack Shack that sells snacks to the school faculty. Money raised from this store is used for 4th grade activities. At the beginning of the activity, the students count out the register to determine the amount of the change they are starting with. The teacher provides a pre-prepared money count slip that records how much money (and number of coins) is in the register to start the day. The students count like coins orally by their value and match them to a chart that has several amounts listed as dollar notations. The students complete the activity by filling out a "cashier's slip". The slip requires the number of each coin contained with in the Snack Shack's cash register and the total value amount in decimal notation.			
Describe the student's application of the AAGSE to the SPT in a standards-based activity: Emma completed this activity by counting the following like coins: 4 quarters, 13 dimes, 18 nickels, and 15 pennies. Emma needed verbal assistance adding each of the coin sets. In total, Emma had 4 opportunities to add like coins and match them to their dollar/cents notation.			
Evaluation of Student's Performance			
Evaluate the student's accuracy performance on the AAGSE. Explain how percentages were determined. Emma added all like coin sets and matched them with their dollar notation with 100% accuracy, 4 out of 4 opportunities.		Evaluate the student's independence performance on the AAGSE. Explain how percentages were determined. Emma required verbal prompting 2 out of 4 times = 50%, and was independent 2 out of 4 times = 60%.	
Level of Accuracy: 100 %		Level of Independence: 50 %	









Teacher's Initials: _____

Emma Dates

AAGSE 1
NO 12, 22
1-27-12

Money Count

Completed
Together in Class

money  Coins	how many  How Many?	How much is it?  How Much? use decimals
Dollars 	0	0
Quarters 	4	\$ 1.00
Dimes 	13	\$ 1.30
Nickels 	18	\$ 0.90
Pennies 	15	\$ 0.15

4 opportunities

100% Accuracy
50% Independence
2/4 x Independent
2/4 v verbal prompts

Teacher: LL

Data Summary Sheet for Mathematics, Reading, and Writing

Student: Dates, Emma
Grade: 4

Content Area: Mathematics		Content Strand: Mathematics Strand: Numbers and Operations		Structured Performance Task#: 35-1		Description: The student will participate in classroom, school and/or community monetary activities.			
AAGSE#: NO 12.2a		Description: Add like coins together to match coin combinations to dollar and cents notation.							
		Collection Period 1 Oct. 3 - Nov. 14, 2011		Collection Period 2 Jan. 9 - Feb. 3, 2012		Collection Period 3 March 2 - April 6, 2012			
Date	10/9/2009	10/23/2009	11/5/2009	1/15/2010	1/28/2010	2/5/2010	3/17/2010	3/26/2010	4/8/2010
Data Type	DP	DP	SDF	DP	SDF	DP	SDF	DP	DP
Accuracy %	100	100	100	100	100	100	100	100	100
Independence %	25	30	40	35	50	50	60	50	60
Levels of Assistance	Average		Average		Average		Average		Average
Prompt % Point	10	0	0	3	10	0	0	3	10
Prompt % Verbal	65	70	60	65	55	50	50	52	30
Prompt %	0	0	0	0	0	0	0	0	0
Average % for Collection Period	Accuracy:		Accuracy:	Accuracy:		Accuracy:		Accuracy:	
	Independence:		Independence:	Independence:		Independence:		Independence:	
	32		100	100		100		100	
	32		32	45		45		57	

CREATING ENHANCED PROGRAMS

The purpose and uses of the Alternate Assessment mirror those of other state assessments. Assessment results offer information useful for planning and instruction at the district, school, and student levels. The results also provide valid and reliable data to document program effects. Datafolio contents are developed so that programs constantly move toward instructional practices currently considered to be the best in special education. Some ways teachers and parents can create enhanced programs are to

- merge the processes of instruction, assessment, teaching, and learning;
- examine the assessment guidelines, requirements, scoring rubrics, and examples;

- model and practice making extensions and connections throughout the year;
- offer extensive opportunities for students to establish interactions and social relationships with nondisabled peers; and
- ensure that programs will be based on best-practice research in offering integrated settings, age-appropriate materials, functionality, assistive technology, and opportunities for choices.

This document may be downloaded from

<http://www.ride.ri.gov/InstructionAssessment/Assessment/RhodeIslandAlternateAssessmentRIAA.aspx>

