

NGSA 2019

Individual Student Reports

Guide for Families

Spring 2019 Science Assessment in Grades 5, 8, 11



Overall Results

Your Child's Overall Results in Grade 5

Science
Achievement Level
Meeting Expectations
Score
63
(Score range: 1-120)

State tests provide valuable information for you and your child's teacher

These results give you the ability to compare your child's school to schools across the state. They also let you track your child's progress over time. We hope this report can help inform and empower you as you advocate for your child. You know your child best.

For more information on how to understand the results, visit www.RIDE.ri.gov/Assessment-Results.

What Do I Do Next?

After reviewing this report, it is critical that you attend family-teacher conferences and discuss with your child's teachers your questions and concerns. Don't be afraid to speak up. Children whose families stress the value of education are more likely to find it important, as well.

How Can I Support My Child's Education?

- School attendance matters, every single day. Missing just two days of school a month is chronically absent, so make it a priority to get your child to school on time daily.
- Establish daily reading routines, let your child see you read, and encourage your child to read for fun all year long.
- Get involved and stay connected to your child's school, however and whenever you can.
- Share your voice! Help improve your child's school by participating in SurveyWorks every year.
- Start a conversation. Ask questions. Talk to your child about what they're learning and show an interest in the subjects that excite them.

Remember, you are your child's first teacher, and you play an important role in setting your child up for success.



Join us to improve education!
Scan the QR code to access important information and resources for your family

Did you know that establishing family routines can help your child succeed?

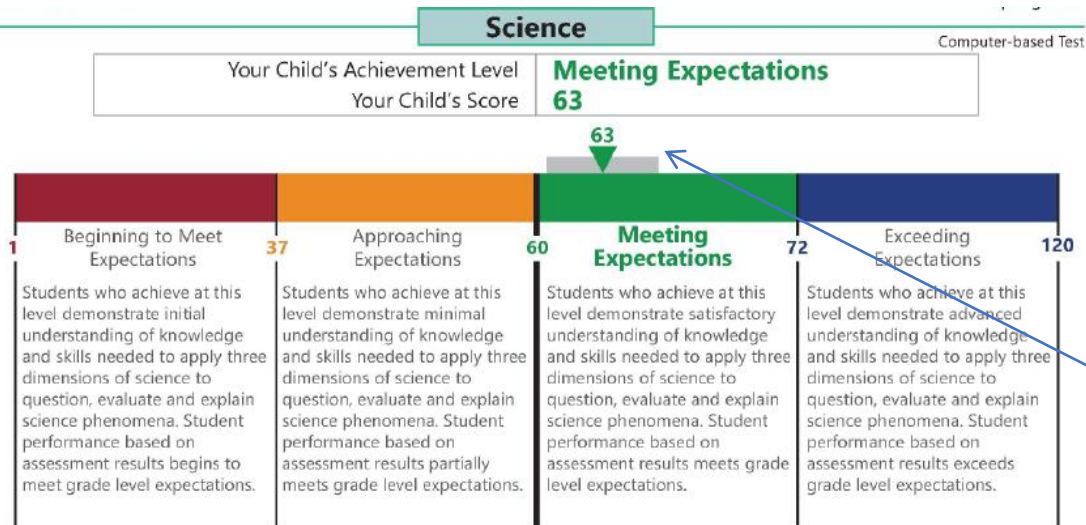
Make a habit of setting up designated times for homework, reading, mealtimes, family conversations, bedtime, and leaving for school each day.

- This section tells you which achievement level your child has reached, which helps to show if your child is on-track with grade-level expectations.
- This section shows your child's overall score out of a possible 120 on each content area test that s/he took in spring 2019.
- Additionally, this section also includes information on how you can use these results to work in collaboration with your child's teacher to help them succeed.

(grade 5 ISR pictured)



Detailed Achievement Information



The horizontal gray bar shown in the graphics above shows the range of likely scores your child would receive if he or she took the test multiple times. The score range for your child is between 58 and 69.

Your Child's Science Score



Your child's Science score is **63**. This score is **higher than** the average score of fifth graders in the school, **higher than** that of fifth graders in the district, and **higher than** that of fifth graders statewide.

Achievement

How your child performed compared to students in their school, district, and state.

Year	Your Child's Score	Average Score		
		School	District	State
2019	63	44	44	52




- This section demonstrates, in more detail, your child's score and achievement level. It gives you information on what achievement levels mean.
- The colored bar shows the score range for each achievement level and where your child's score falls, which indicates how close your child is to the next level.
- You will also see how your student's score compares to the average score in their school, their district, and statewide.

(grade 5 ISR pictured)



Science Discipline-Level Performance

- Science has three disciplines for which students receive information about their performance: Life Sciences, Physical Sciences, and Earth and Space Sciences.
- This chart shows how close to mastery your student is in each area, according to how he or she performed on this assessment.
- The description provides information about the various grade-specific topics or skills where your child is succeeding and where he or she may need additional support to enhance specific skills needed to master grade-level standards.

How Did Your Student Perform in the Different Areas of Science?	
<p>Life Sciences</p>  <p>Below Mastery At/Near Mastery Above Mastery</p>	<p>Your student can sometimes model life cycles and movement of matter in ecosystems; use evidence to explain that organisms need structures to live; and interpret data to show that individuals inherit traits, populations have many different traits, and some organisms thrive in specific environments.</p>
<p>Physical Sciences</p>  <p>Below Mastery At/Near Mastery Above Mastery</p>	<p>Your student can sometimes conduct experiments to explain the structure of matter, signs of chemical change, and how forces affect the motion of objects; use evidence to explain speed and energy transfer; and model particles of matter and light waves.</p>
<p>Earth and Space Sciences</p>  <p>Below Mastery At/Near Mastery Above Mastery</p>	<p>Your student can sometimes display data to show the results of Earth's movements around the sun; graph where fresh and salt water exist on Earth; model interactions of the geosphere, biosphere, hydrosphere, and atmosphere; and use evidence to analyze solutions to hazards caused by weather.</p>

(grade 5 ISR pictured)

