

# Rhode Island Education

## Spring 2022 RICAS Individual Student Report



Name: District:  
SASID: School:  
Date of Birth: Grade:

This report provides your child's results from the 2022 Rhode Island Comprehensive Assessment System (RICAS) tests in English Language Arts (reading and writing) and mathematics.

The COVID-19 pandemic brought new challenges to our schools, and parents, teachers, and administrators worked together over the last two years to address and overcome these challenges. Last year's assessment results revealed the cumulative impact of the COVID-19 pandemic on students' academic achievement has been large. In alignment with the findings from the [Learning, Equity & Accelerated Pathways \(LEAP\) Task Force](#), RIDE and local education agencies remain committed to rebuilding and reimagining Rhode Island's educational system, offering greater access to enriching learning opportunities, and helping students leap ahead in academic achievement.

We thank you for your participation in these tests which helped guide this critical work to improve outcomes for students. While it is important to acknowledge the pandemic's impact, we must now focus on understanding your child's understanding of ELA and mathematics knowledge and skills. We hope this report can help inform and empower you as you advocate for your child. You know your child best. For more information on how to understand the results, visit [www.RIDE.ri.gov/Assessment-Results](http://www.RIDE.ri.gov/Assessment-Results).



Scan for a personalized video about your child's results.



Scan for Spanish:

### For each subject, the report shows:

- Your child's score between 440 and 560 and their achievement level
- How your child performed in reading and mathematics based on the test reporting categories
- A growth score that shows how your child performed compared to other students who scored similarly

### Where We Are

While the Rhode Island Department of Education's (RIDE) efforts to better serve students and families factor in the impact of the COVID-19 pandemic, RIDE is looking beyond to address the root issues that impede students from thriving at every level of their education.

The COVID-19 pandemic brought new challenges to our schools, and parents, teachers, and administrators worked together over the last two years to address and overcome these challenges. Last year's assessment results revealed the cumulative impact of the COVID-19 pandemic on student's academic achievement has been large.

They placed a spotlight on a new baseline for schools across Rhode Island and the need to accelerate learning for all students. In alignment with the findings and recommendations of the Learning, Equity & Accelerated Pathways (LEAP) Task Force, RIDE and local education agencies remain committed to rebuilding and reimagining Rhode Island's educational system, offering greater access to enriching learning opportunities, and helping students leap ahead in academic achievement.

### Where We're Going

RIDE is focused on preparing students to thrive as lifelong learners, which begins with the work set out in Rhode Island's Strategic Plan for Public Education: 2022–2027. The plan lays out ambitious, achievable goals to build a stronger, more resilient educational ecosystem across our state that will allow every Rhode Island student to succeed. It will take a long, constant effort to bring them to fruition, but there is no doubt that, if we set our sights on a better education system and forge forward as one, we can make it a reality.

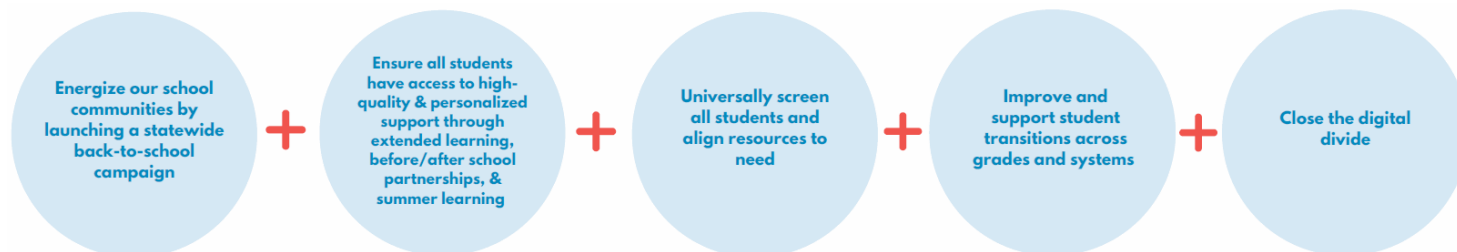
Join us to improve education!

Scan the QR code to access important information and resources for your family.



### Paving the Way with Absolute Priorities

The following LEAP absolute priorities accompanied by the 2022 RICAS assessment data will help accelerate student learning and move our pre-kindergarten through grade twelve system forward.



Learn more at [www.RIDE.ri.gov](http://www.RIDE.ri.gov)

### Your Child's Overall Results

#### English Language Arts

Achievement Level

Score  
(Score range: 440–560)

Growth Percentile

Details on page 2

#### Mathematics

Achievement Level

Score  
(Score range: 440–560)

Growth Percentile

Details on page 3

### Did you know that establishing family routines can help your child succeed?

Make a habit of setting up designated times for homework, reading, mealtimes, family conversations, bedtime, and leaving for school each day.

### What do I do next?

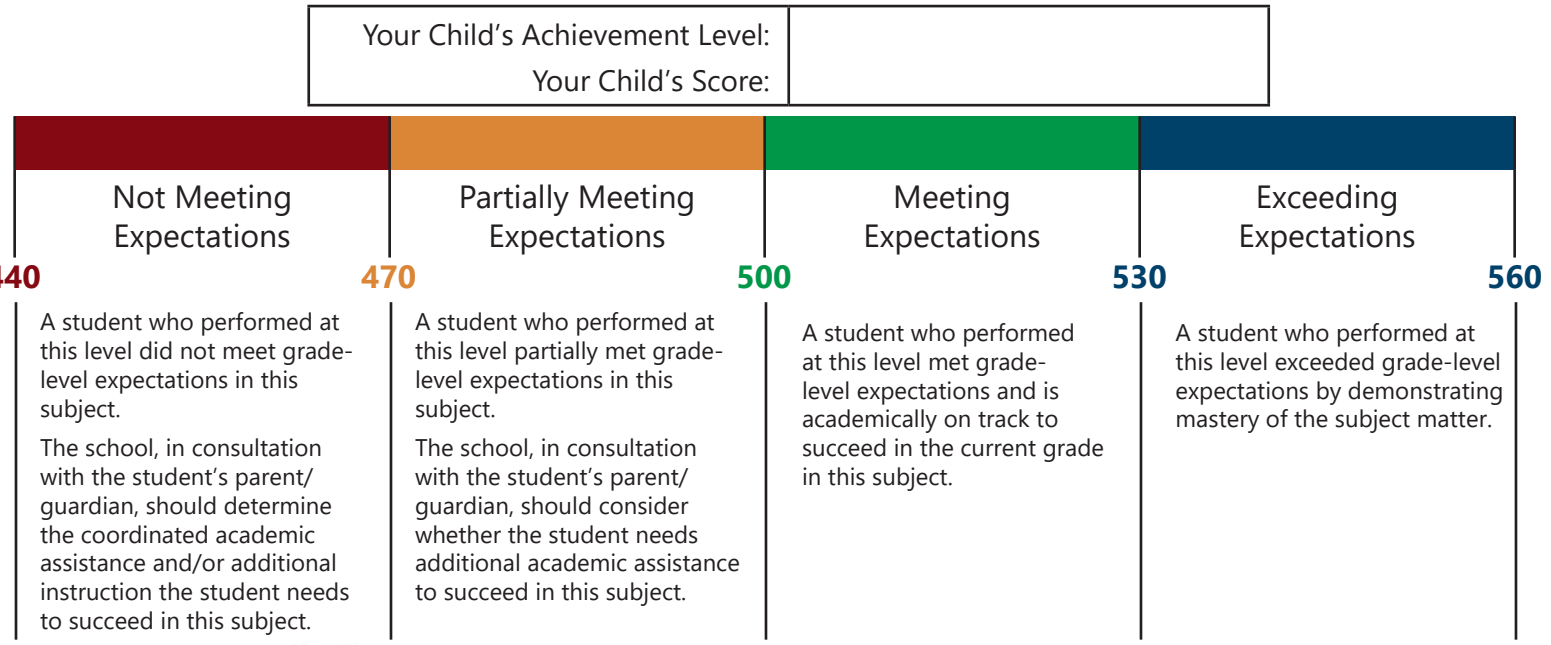
After reviewing this report, it is critical that you attend family-teacher conferences **and discuss with your child's teachers your questions and concerns**. Don't be afraid to speak up. Children whose families stress the value of education are more likely to find it important, as well.

### How can I support my child's education?

- School attendance matters, *every single day*. Missing just two days of school a month is chronically absent, so make it a priority to get your child to school on time daily.
- Establish daily reading routines, let your child see *you* read, and encourage your child to read for fun all year long.
- Get involved and stay connected to your child's school, however and whenever you can.
- Share your voice! Help improve your child's school by participating in SurveyWorks every year.
- Start a conversation. Ask questions. Talk to your child about what they're learning, and show an interest in the subjects that excite them.

Remember, you are also your child's teacher, and you play an important role in setting your child up for success.

## English Language Arts

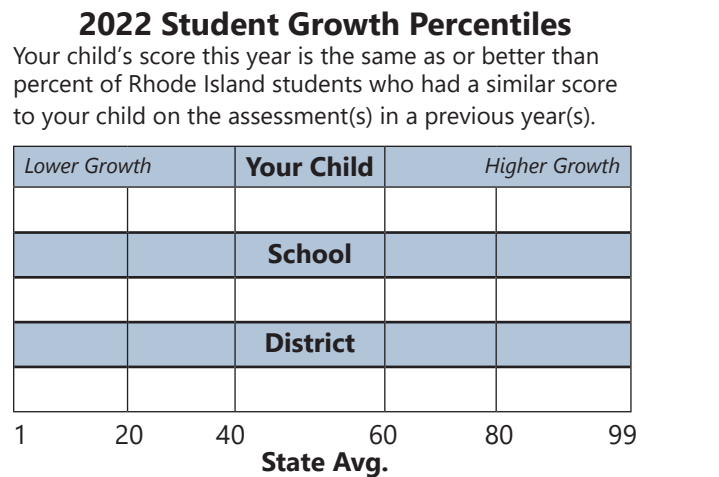


▼ The horizontal gray bars in the graphics above and below show the range of likely scores your child would receive if they took the test multiple times.

**Achievement**

How your child performed compared to students in their school, district, and state.

Your Child's		Year	Average Score		
Grade	Score		School	District	State
		<b>2022</b>			
		<b>2021</b>			
		<b>2019</b>			



**How your child performed in each reporting category and on each individual test question**

Reporting Category	Points Earned by Your Child	Total Possible Points	Average Points			Average Points Earned by Students Meeting Expectations
			School	District	State	
Reading						
Language <sup>†</sup>						
Writing <sup>‡</sup>						

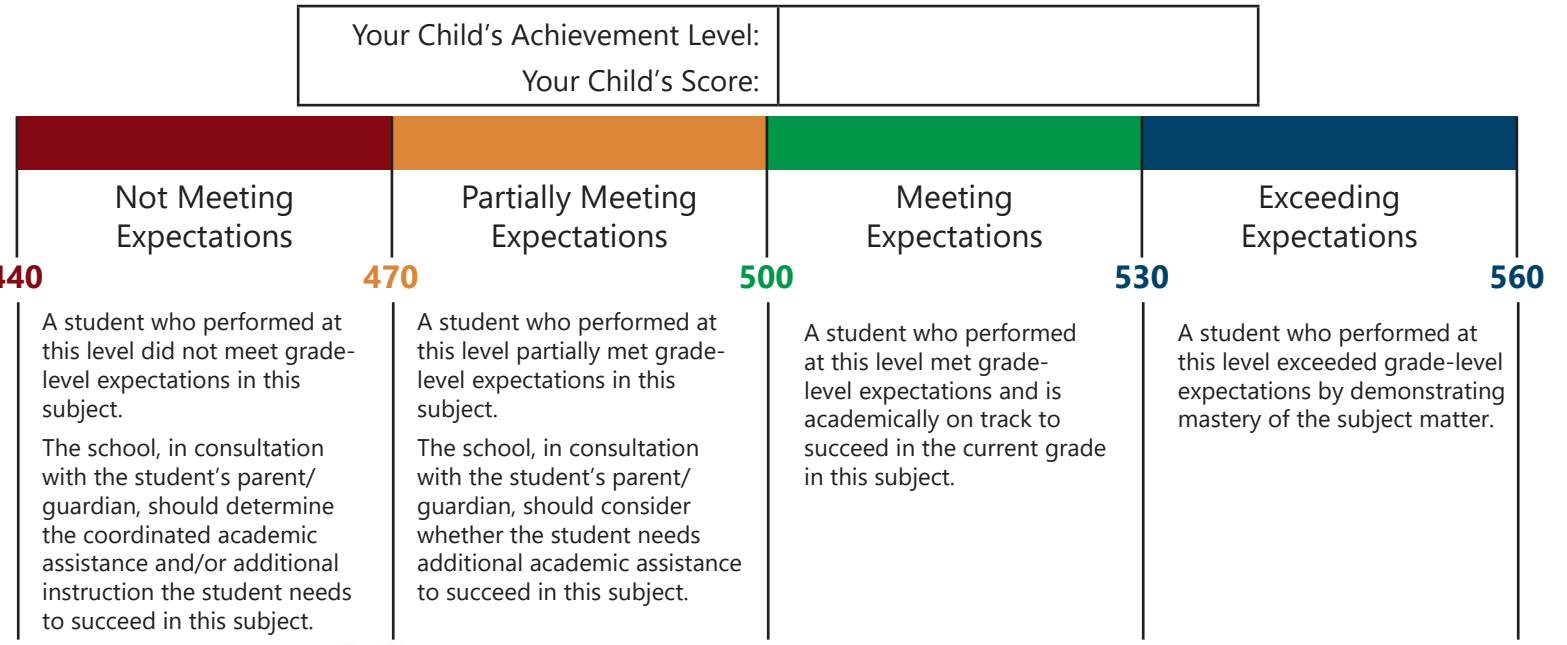
<sup>†</sup> The Language reporting category includes the standard English convention scores from the essays.  
<sup>‡</sup> The Writing reporting category is based on the idea development essay scores.

**Individual Test Questions**

Question Number	1	2	3	4	5	6	7	8	9	9	10	11	12	13	14	15	16	16	17	18	19	20	21	22	23	24	24	25	26	27	28	29	30		
Points Earned																																			

**Key** x/y = x points earned out of y possible points      Blank space = no answer      N/A = Item not administered  
 ID = Essay idea development score      CV = Essay conventions score

## Mathematics




▼ The horizontal gray bars in the graphics above and below show the range of likely scores your child would receive if they took the test multiple times.

**Achievement**

How your child performed compared to students in their school, district, and state.

Your Child's		Year	Average Score		
Grade	Score		School	District	State
		<b>2022</b>			
		<b>2021</b>			
		<b>2019</b>			



**How your child performed in each reporting category and on each individual test question**

Reporting Category	Points Earned by Your Child	Total Possible Points	Average Points			Average Points Earned by Students Meeting Expectations
			School	District	State	

**Individual Test Questions**

Question Number	1	2	3	4	5	6	7	8	9	10	11	12	13	14	15	16	17	18	19	20	21	22	23	24	25	26	27	28	29	30	31	32	33	34	35	36	37	38	39	40		
Points Earned																																										

**Key** x/y = x points earned out of y possible points      Blank space = no answer      N/A = Item not administered