

Spring 2011 NECAP/NimbleTools Training Presentation

Agenda

- NimbleTools for NECAP Science in 2011
- Administrator Tool and Setting up Teacher Accounts
- Network Load Test
- Summary of Key Steps

Spring 2011 NECAP Science

- NimbleTools will be available for grade 4, 8, and 11 students with access needs to use to take the Spring 2011 NECAP Science tests.
- Available access tools include: read aloud of text, read aloud of text and graphics (grade 11 only), magnifier, microscope, auditory calming, masking, color overlay, reverse contrast, choice of fore and background colors, allow breaks, magnifying glass.
- Practice tests and orientation files are available on the project website. Have students and teachers use these resources prior to testing.

Spring 2011 NECAP Science

- All multiple choice items will be both presented and answered online. All constructed response items will be presented online, but will be answered in students paper-based answer booklets.
- All three test sessions are available within NimbleTools for Grade 11. Sessions 1 and 2 only are available within NimbleTools for Grades 4 and 8.

Administrator Tool

- Online tool available on the project website.
- Students who will use NimbleTools for the operational test MUST be registered and access/accommodation tools must be assigned using the Administrator Tool.
- In the past, each school had one login and password that was mailed to the principal, this year teacher accounts need to be set up.
- As part of this new grant, all teachers, principals, or other school personnel that assign tools to students will be required to complete a paper based survey that will be mailed to you.

Administrator Tool Login

Login for NECAP

School Administrator

project: NECAP

user name:

password:

[lost password?](#)

Nimble Assessment Systems, Inc. ©2011

- Enter user name and password that were mailed to your school.

Administrator Tool Overview

Parker Academy, NH

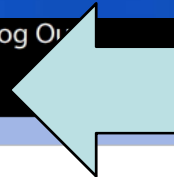
Log Out

School Administrator

Overview

Students

Administrators



Jennifer Higgins

Parker Academy

Wednesday, March 30, 2011

print test tickets

The NimbleTools School Administrator allows you to register your students for NECAP Science assessments using NimbleTools. You can also assign test accessibility and accommodations profiles for registered students.

Here is a quick overview:

Register Students to take a test

- Click on Students tab.
- Click and launch each student you wish to add to a test.
- Click the checkbox for the appropriate tests.
- Set their accessibility needs on the Test Tools Tab

Get ticket numbers for a test

- Click on either the Overview or Students tab
- Click the Print Ticket List button and select the appropriate test.

Use the Administrator tab to add other administrators or teachers for your school.

LOG OUT when all your work for all students is complete.

Upcoming Assessments

Short Name	Full Name	Start Date	End Date
Gr 8 Network Load	Grade 8 Network Load Test	April 11, 2011	May 4, 2011
Gr 8 Science	Grade 8 Science Test	May 9, 2011	May 26, 2011

- Click on the “Administrators” tab to add teachers, test coordinators, or other school personnel who will register and assign tools to students.

Administrator Tool Administrator Tab

Parker Academy, NH

Log Out

School Administrator

Overview

Students

Administrators

Columns

Select the proctor you want to edit, then choose the edit or delete button on the upper left of the list.


shown: 4



Last Name	First Name	User Name	Password	Access Level
Brown	Amanda	abrow19	unvegk1453	Teacher/Counselor/Proctor
Higgins	Jennifer	jen	jh	Primary Administrator
Jones	Anne	ajone14	qcievp2785	Teacher/Counselor/Proctor
Jones	Sam	sjone39	bthsfs1783	Administrator

Note: you do not need to add the main school administrator account to this proctor list. They automatically have access to all the proctor functions.

add a new administrator



- Click on the “add a new administrator” button in the bottom right hand corner to add an administrator.

Administrator Tool New Administrator

Administrator Settings close

New Administrator

Information Access

first name:

middle name:

last name:

email:

phone:

address 1:

address 2:


city:

state:

zip code:

location:

organization:



- Enter administrator first name, last name and email address, click “save changes.”

Network Load Test

- Mandatory test of school's technology for all schools that have either never used NimbleTools or have an increased number of students using NimbleTools.
- If you have successfully used NimbleTools and do not have an increased number of students who will participate, you must complete the Network Load Test on at least one computer with one login.
- Must be completed between April 11-May 4th.
- Instructions for completing the Network Load Test will be mailed to you with your Administrator Tool login information and are also available on the project website: www.nimbletools.com/necap

Key Steps

- Identify students who would benefit from using NimbleTools and have them use the practice tests and orientation files.
- Set up teacher accounts in the Administrator Tool.
- Conduct Network Load Test (April 11-May 4).
- Make sure students are registered and tools are assigned prior to testing.
- Contact us at saas@measuredprogress.org or (877) 636-0371 with questions or consult the project website: www.nimbletools.com/necap