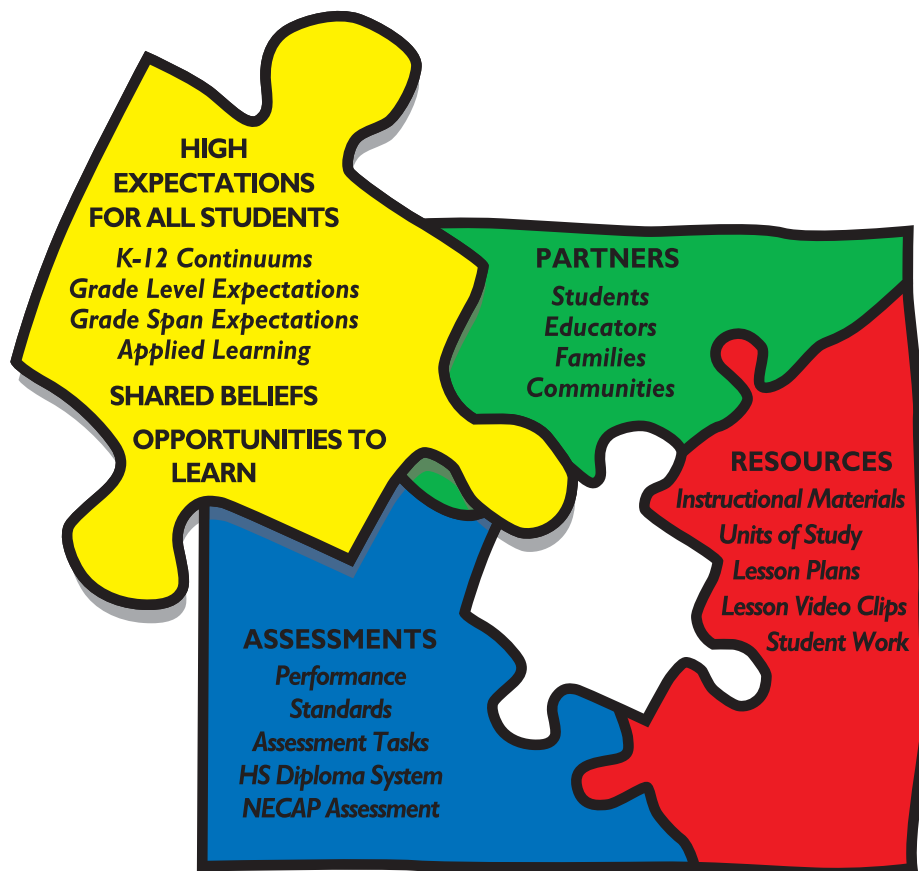


# The Rhode Island Statewide Curriculum User's Guide



SYSTEM OF SUPPORT FOR STUDENT ACHIEVEMENT

*"Putting the Pieces Together"*

2007

## Navigating and Understanding the Rhode Island Statewide Curriculum Web Site

The Rhode Island Statewide Curriculum (RISWC) is a dynamic and evolving web-based tool. It can be used to inform, improve and energize the state's educational system. The RISWC serves as an organizer for partners to work collaboratively in supporting teaching, learning and the achievement of high expectations for ALL students. It provides:

- resources and models for standards-based instruction and assessment;
- materials and opportunities for professional development; and
- avenues for dialogue.

This User's Guide will help people become familiar with the organization of the Web site and the purposes of each component. This guide provides a general introduction for all users. It also features scenarios that demonstrate sample applications of the RISWC for each of the partner groups

Please note: due to the nature of the RISWC, at times users may encounter links "under construction." Users are encouraged to check back for updates.

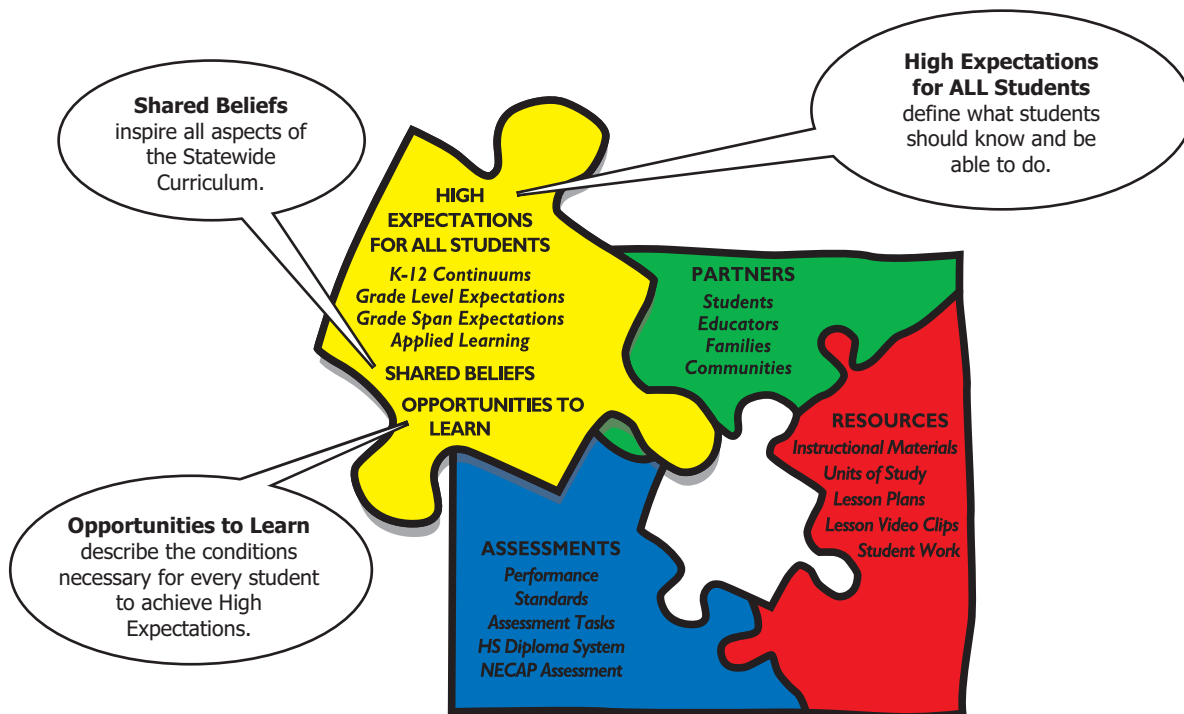
Access the Rhode Island Statewide Curriculum at: [www.ride.ri.gov/instruction/curriculum](http://www.ride.ri.gov/instruction/curriculum).



Notice that the central piece of the RISWC puzzle graphic is **High Expectations for ALL Students**. This is the main goal of the RISWC. A set of **Shared Beliefs** and **Opportunities to Learn** for all students are foundational to this goal.

To learn more, **scroll** over these terms in the graphic and then click on "more info."

The **Shared Beliefs** were developed by a diverse team representing the larger Rhode Island community. The beliefs emphasize that all students can meet state and local standards when they are in a supportive, engaging, and learner-centered environment. Students must have the necessary **Opportunities to Learn** to meet the **High Expectations for ALL Students**.



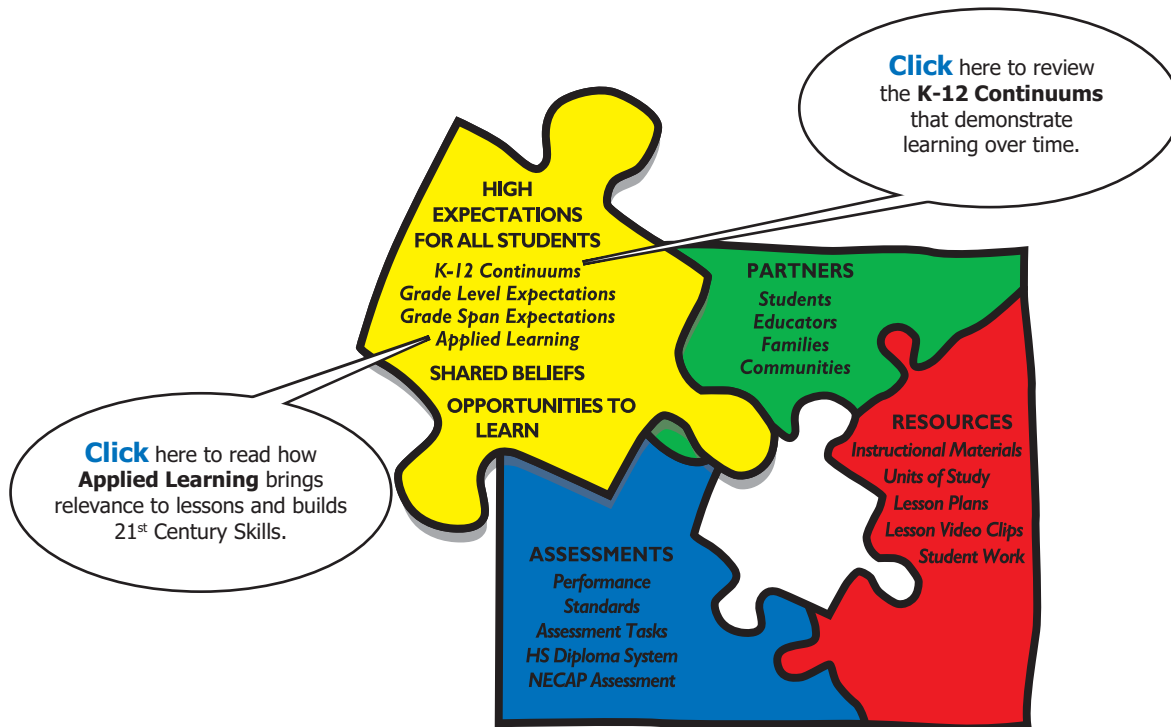
**SYSTEM OF SUPPORT FOR STUDENT ACHIEVEMENT**

**Click** on **High Expectations for ALL Students** to understand more about what students should be learning from Grades K to 12.

**Scroll** down the High Expectations for ALL Students page. **Click** on the **Resource Finder for Grade Level Expectations and Grade Span Expectations**. Follow steps #1-3 below. This tool allows the user to find expectations by content and grade.

The GLEs and GSEs specify what students should know and be able to do in reading, written and oral communication, and mathematics at each grade level, grades K-12. They are written to guide and inform instructional practice, curriculum and assessment.

Having explored the Resource Finder, now [click](#) on the puzzle graphic at the top of the page to return to the homepage. Notice in the yellow puzzle piece that the **K-12 Instructional Continuums** and **Applied Learning** are also elements of **High Expectations for ALL Students**.

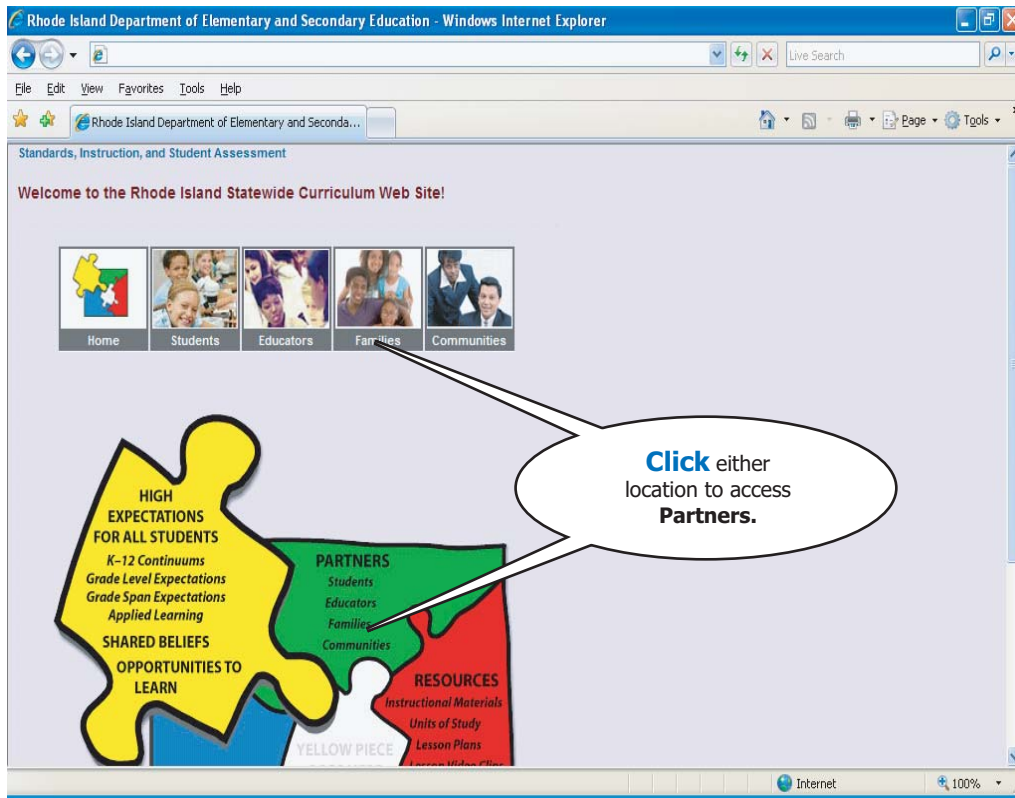


**K-12 Instructional Continuums** provide an overall picture of developmental learning through the grades. It is important to recognize that content and competencies important for high school are rooted in what was learned in elementary and middle schools.

**Applied Learning** makes content relevant and contextual. It gives students experiences in authentic, real-world problems that prepare them for these same issues in life beyond school.

The foundation of the RISWC depends on a multi-faceted **System of Support for Student Achievement** that includes both human and material resources. Implementation of the Statewide Curriculum requires that the **Partners** work together to support student learning.

**Click** on any of the partner links in the banner or the puzzle graphic to see pages that provide additional information and resources, including helpful Web sites.

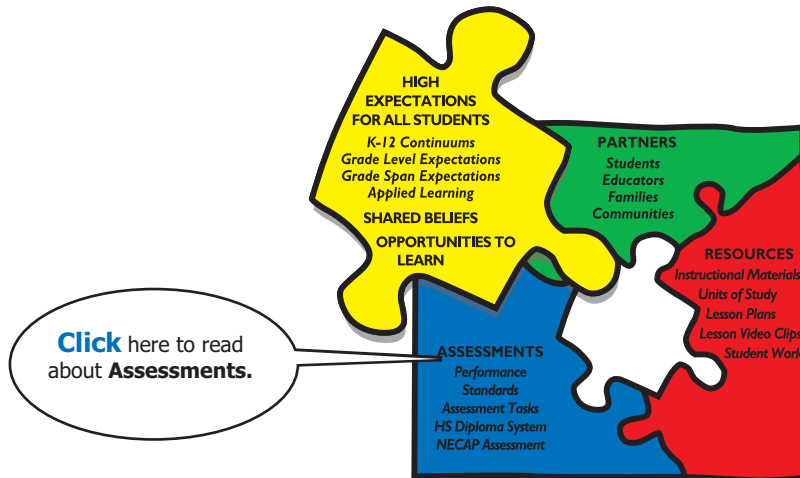


To understand the roles and responsibilities of all partners, it may be helpful to review the materials for each.



Meaningful **Assessments** and informative **Resources** include critical materials within the **System of Support**.

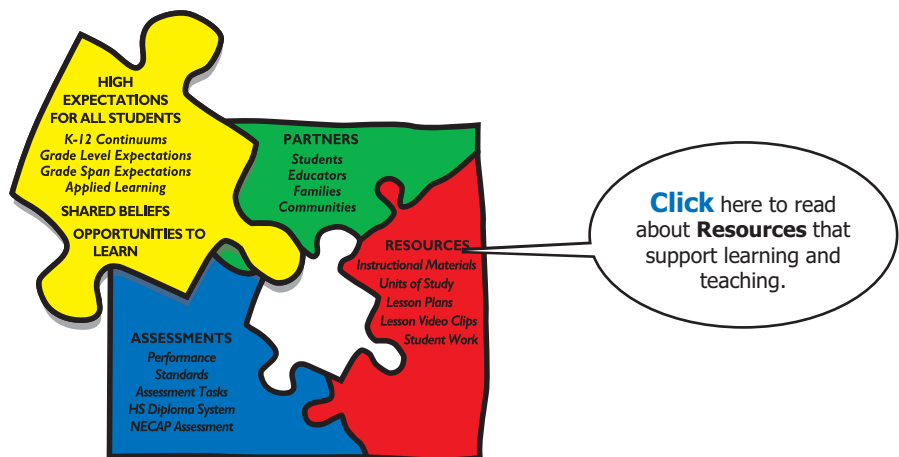
Click on **Assessments** in the puzzle graphic.



**Assessments** include several subtopics that address state and local assessment initiatives.

- **NECAP Assessment** describes the New England Common Assessment Program, a state-level assessment developed by Rhode Island, New Hampshire and Vermont.
- **Performance Standards** describe how proficiency levels on these state assessments are measured.
- **Assessment Tasks** feature assessments used at the local and state level that embed the GLEs and GSEs.
- The **High School Diploma System** provides information on the proficiency based graduation requirements for Rhode Island students beginning with the Class of 2008.

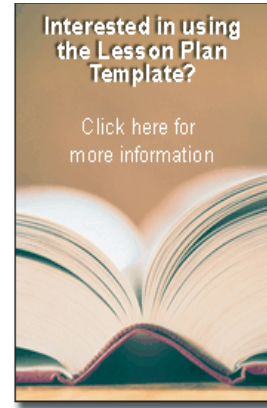
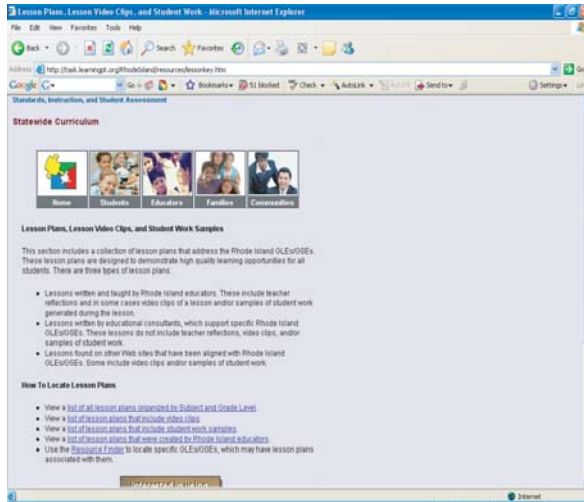
Click on **Resources** in the puzzle graphic.



**Resources** include:

- **Instructional Materials**
- **Units of Study**
- **Lesson Plans**
- **Lesson Video Clips**
- **Student Work**

Click on Lesson Plans from the puzzle graphic.



Lesson materials help with understanding and visualizing both academic and applied learning instruction within the classroom. The lesson plan page has searchable lists to locate lesson materials.



## Explore all the links on the RISWC to learn more about how to help students in Rhode Island.

*The following scenarios provide examples of how different partners may access the RISWC. These scenarios are not all inclusive but rather offer a beginning experience with the RISWC for all.*



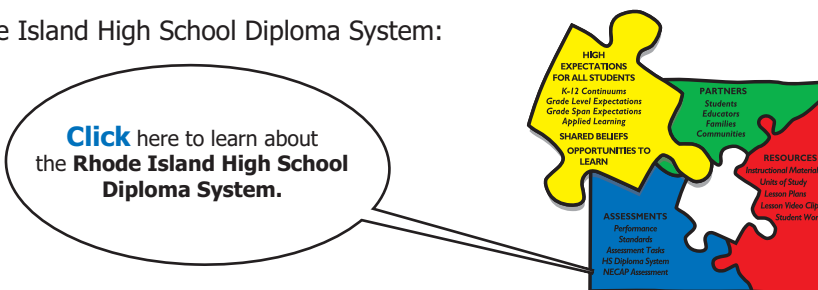
## Student Scenario for the Rhode Island Statewide Curriculum

**Stephanie, a high school sophomore, is anxious about graduating from high school because of all the new requirements of the Rhode Island High School Diploma System. How can the Rhode Island Statewide Curriculum help her?**

There are multiple entry points on the Rhode Island Statewide Curriculum for learning more about high school graduation requirements in Rhode Island. For a thorough understanding, all features should be visited.

Access the Rhode Island Statewide Curriculum at: [www.ride.ri.gov/instruction/curriculum](http://www.ride.ri.gov/instruction/curriculum).

**1.** For an overview of the Rhode Island High School Diploma System:



**2.** To learn about the **Grade Span Expectations** in reading, written and oral communication, and mathematics that help define proficiency for graduation return to the homepage.

**Click** on **Grade Level and Grade Span Expectations** in the puzzle graphic on the homepage.

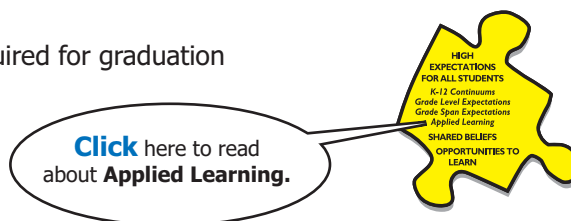
**1.** **Click** to see a list of subjects. **Choose** and **click** on the subject.

**2.** **Click** to see a list of grades. **Choose** and **click** on the grade.

**3.** **Click** on Find.

Using the example provided above, the screen that appears has the four strands in Mathematics. Each strand then opens to show the specific GSEs in Mathematics.

**3.** To understand the **Applied Learning** skills required for graduation return to the homepage.



**4.** **Click** on **Students** in the graphic or the banner that is at the top of every RISWC page. The **Students** page describes the role of students in shaping their own learning and also has links to: great Web sites, practice items from state reading, writing and mathematics tests, videos of lessons, and student work.

Students themselves have a responsibility to shape their own learning. The RISWC can offer assistance to students by identifying the expectations for students and resources to help them achieve.

## Educator Scenario for the Rhode Island Statewide Curriculum

**Mr. Tham, a middle school mathematics educator, strives for standards-based lessons that are student-centered and sufficiently rigorous. How can the Rhode Island Statewide Curriculum help him?**

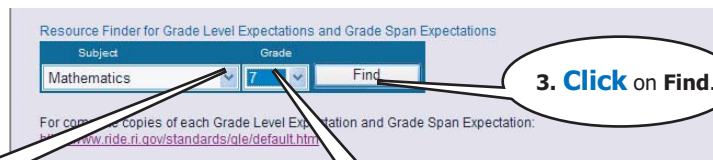
The Rhode Island Statewide Curriculum (RISWC) provides specific details and images of standards-based teaching and learning.

Access the Rhode Island Statewide Curriculum at: [www.ride.ri.gov/instruction/curriculum](http://www.ride.ri.gov/instruction/curriculum).

**1.** All Educators must have a thorough working knowledge of Grade Level Expectations (GLEs) and Grade Span Expectations (GSEs) in reading, written and oral communication, and mathematics.

**Click** on **Grade Level and Grade Span Expectations** in the large puzzle graphic.

To review the specific expectations by content and grade use the **Resource Finder for Grade Level Expectations and Grade Span Expectations**.




**1. Click** to see a list of subjects. **Choose** and **click** on the subject.

**2. Click** to see a list of grades. **Choose** and **click** on the grade.

**3. Click** on **Find**.

The screen that appears from this illustration has the four strands in Mathematics: *Number and Operations; Algebra and Functions; Geometry and Measurement; and, Data, Statistics and Probability*. Each strand then opens to show the specific GLEs at Grade 7.



**2. Click** on **Lesson Plans, Lesson Video Clips, Student Work** that relate to content and grade of interest.

**Click** here to access lesson materials.

Search the **Lesson Plan List** for Mathematics lessons.

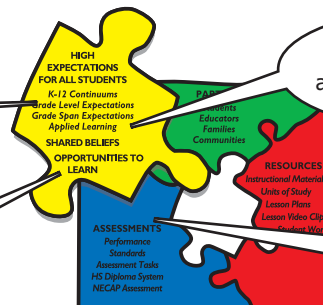
**3.** Return to the RISWC homepage:

**Click** here to review the **K-12 Continuums** that demonstrate learning over time.

**Click** here to understand **Opportunities to Learn**.

**Click** here to read about **Applied Learning**.

**Click** here to learn about **Assessments**.



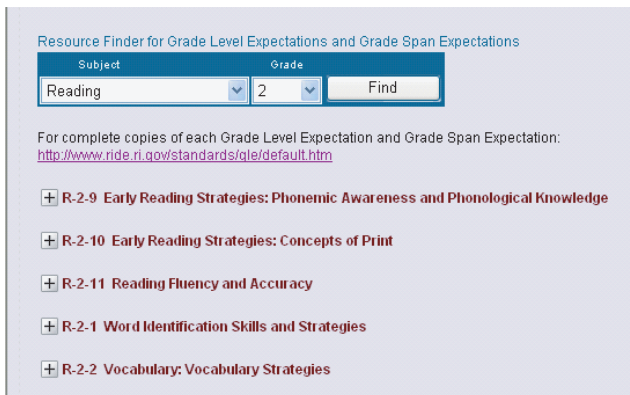
## Family Scenario for the Rhode Island Statewide Curriculum

**M.A. is a young mother struggling to support her 8 year old as he completes his reading homework. How can the Rhode Island Statewide Curriculum help her?**

The Rhode Island Statewide Curriculum (RISWC) is designed as a resource for all partners. It provides information and images of what students in Grades K-12 should know and be able to do.

Access the Rhode Island Statewide Curriculum at: [www.ride.ri.gov/instruction/curriculum](http://www.ride.ri.gov/instruction/curriculum).

**1. Click** on **Grade Level and Grade Span Expectations** from the **Families** page or the puzzle graphic on the RISWC homepage. Then locate the **Resource Finder for Grade Level Expectations and Grade Span Expectations**. **Select** a grade and content area. **Click** on **Find**.



Based on the example provided, the screen that appears highlights all the clusters for reading.

Each cluster opens to reveal the specific GLEs for Grade 2. Some GLEs include lesson materials (written lesson plans, lesson video clips and samples of student work) that are helpful in illustrating the teaching and learning of the GLE content.

**2. Another way** the RISWC may help M.A. is by exploring the resources for families. **Click** on **Families** and **scroll** down to find **other resources**.

**Click** on **other resources**. This page has web resources that are grouped by category.

**Click** on **Reading and Writing, English Language Learners** to see many external web sites that parents may use to help their children with reading.



**3. The RISWC** also has information about state literacy initiatives. **Click** on **Instructional Materials** under **Resources** in the puzzle graphic (red piece) on the RISWC homepage.

Documents under these headings include the **Rhode Island Personal Literacy Plan Guidelines** and the **PreK-12 Literacy Policy**. These documents explain the regulations and supports in place to assist students in literacy.

## Community Scenario for the Rhode Island Statewide Curriculum

**Engine-RI, a professional society of engineers, wants to partner with K-12 educators in a local district. How can the Rhode Island Statewide Curriculum help them?**

The Rhode Island Statewide Curriculum (RISWC) depends upon a system of beliefs, opportunities, standards and partnerships focused upon ALL students achieving high expectations. It provides resources for partners to work collaboratively to help students learn.

Access the Rhode Island Statewide Curriculum at: [www.ride.ri.gov/instruction/curriculum](http://www.ride.ri.gov/instruction/curriculum).

1. Notice that the puzzle graphic on the RISWC homepage includes the multiple components of the RISWC as well as links to additional information.

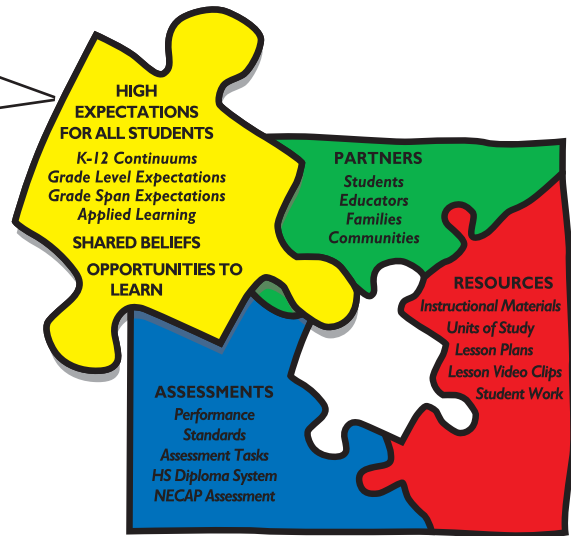


Engineers planning to work with a district need to have a thorough understanding of

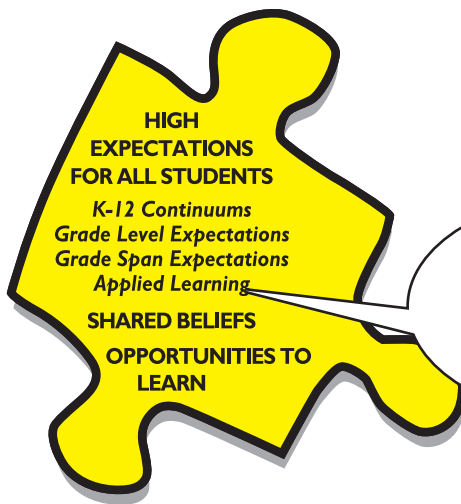
the "who, what, when, why and how" of improving student learning.

**Click** on **Communities** in the banner, **scroll** down and select **Business**.

Read the general explanation on the **Business** page that describes the critical need for school-business interactions.



2. To understand **Applied Learning** return to the RISWC homepage.



When engineers and educators collaborate, the **Applied Learning** component of the RISWC is a focus. Students who participate in the engineering design process around an authentic problem can see relevance in what they are learning, while also acquiring lifelong skills.

**Click** here to read how **Applied Learning** brings relevance to lessons and builds 21<sup>st</sup> Century Skills.

Engineering projects integrate the content of many disciplines and require students to communicate, think critically, problem-solve, conduct research, interpret information, make decisions and work in teams.

3. Then explore other elements of the RISWC by scrolling down the **Business** page or by returning to the homepage puzzle graphic.



Peter McWalters, Commissioner

Donald L. Carcieri, Governor, State of Rhode Island and Providence Plantations

The Rhode Island Board of Regents For Elementary and Secondary Education

James A. DiPrete, Chairman

Patrick A. Guida, Esq., Vice-Chairman

Colleen A. Callahan, Secretary

Amy Beretta, Esq.

Robert Camara

Frank Caprio, Esq.

Karin Forbes

Gary E. Grove

Maurice C. Paradis

[www.ride.ri.gov/instruction/curriculum](http://www.ride.ri.gov/instruction/curriculum)

2007

Rhode Island Department of Elementary and Secondary Education  
255 Westminster Street  
Providence, Rhode Island 02903