

PRACTICE TEST STUDENT ANSWER BOOKLET

GRADE 3 READING

STUDENT NAME: _____

SCHOOL NAME: _____

DISTRICT NAME: _____

(PLEASE PRINT)



INCORRECT MARKS



CORRECT MARK



STUDENT NAME																													
LAST NAME													FIRST NAME												MI				
A	A	A	A	A	A	A	A	A	A	A	A	A	A	A	A	A	A	A	A	A	A	A	A	A	A	A	A	A	
B	B	B	B	B	B	B	B	B	B	B	B	B	B	B	B	B	B	B	B	B	B	B	B	B	B	B	B	B	B
C	C	C	C	C	C	C	C	C	C	C	C	C	C	C	C	C	C	C	C	C	C	C	C	C	C	C	C	C	C
D	D	D	D	D	D	D	D	D	D	D	D	D	D	D	D	D	D	D	D	D	D	D	D	D	D	D	D	D	D
E	E	E	E	E	E	E	E	E	E	E	E	E	E	E	E	E	E	E	E	E	E	E	E	E	E	E	E	E	E
F	F	F	F	F	F	F	F	F	F	F	F	F	F	F	F	F	F	F	F	F	F	F	F	F	F	F	F	F	F
G	G	G	G	G	G	G	G	G	G	G	G	G	G	G	G	G	G	G	G	G	G	G	G	G	G	G	G	G	G
H	H	H	H	H	H	H	H	H	H	H	H	H	H	H	H	H	H	H	H	H	H	H	H	H	H	H	H	H	H
I	I	I	I	I	I	I	I	I	I	I	I	I	I	I	I	I	I	I	I	I	I	I	I	I	I	I	I	I	I
J	J	J	J	J	J	J	J	J	J	J	J	J	J	J	J	J	J	J	J	J	J	J	J	J	J	J	J	J	J
K	K	K	K	K	K	K	K	K	K	K	K	K	K	K	K	K	K	K	K	K	K	K	K	K	K	K	K	K	K
L	L	L	L	L	L	L	L	L	L	L	L	L	L	L	L	L	L	L	L	L	L	L	L	L	L	L	L	L	L
M	M	M	M	M	M	M	M	M	M	M	M	M	M	M	M	M	M	M	M	M	M	M	M	M	M	M	M	M	M
N	N	N	N	N	N	N	N	N	N	N	N	N	N	N	N	N	N	N	N	N	N	N	N	N	N	N	N	N	N
O	O	O	O	O	O	O	O	O	O	O	O	O	O	O	O	O	O	O	O	O	O	O	O	O	O	O	O	O	O
P	P	P	P	P	P	P	P	P	P	P	P	P	P	P	P	P	P	P	P	P	P	P	P	P	P	P	P	P	P
Q	Q	Q	Q	Q	Q	Q	Q	Q	Q	Q	Q	Q	Q	Q	Q	Q	Q	Q	Q	Q	Q	Q	Q	Q	Q	Q	Q	Q	Q
R	R	R	R	R	R	R	R	R	R	R	R	R	R	R	R	R	R	R	R	R	R	R	R	R	R	R	R	R	R
S	S	S	S	S	S	S	S	S	S	S	S	S	S	S	S	S	S	S	S	S	S	S	S	S	S	S	S	S	S
T	T	T	T	T	T	T	T	T	T	T	T	T	T	T	T	T	T	T	T	T	T	T	T	T	T	T	T	T	T
U	U	U	U	U	U	U	U	U	U	U	U	U	U	U	U	U	U	U	U	U	U	U	U	U	U	U	U	U	U
V	V	V	V	V	V	V	V	V	V	V	V	V	V	V	V	V	V	V	V	V	V	V	V	V	V	V	V	V	V
W	W	W	W	W	W	W	W	W	W	W	W	W	W	W	W	W	W	W	W	W	W	W	W	W	W	W	W	W	W
X	X	X	X	X	X	X	X	X	X	X	X	X	X	X	X	X	X	X	X	X	X	X	X	X	X	X	X	X	X
Y	Y	Y	Y	Y	Y	Y	Y	Y	Y	Y	Y	Y	Y	Y	Y	Y	Y	Y	Y	Y	Y	Y	Y	Y	Y	Y	Y	Y	Y
Z	Z	Z	Z	Z	Z	Z	Z	Z	Z	Z	Z	Z	Z	Z	Z	Z	Z	Z	Z	Z	Z	Z	Z	Z	Z	Z	Z	Z	Z

STATE ASSIGNED STUDENT ID										
0	0	0	0	0	0	0	0	0	0	0
1	1	1	1	1	1	1	1	1	1	1
2	2	2	2	2	2	2	2	2	2	2
3	3	3	3	3	3	3	3	3	3	3
4	4	4	4	4	4	4	4	4	4	4
5	5	5	5	5	5	5	5	5	5	5
6	6	6	6	6	6	6	6	6	6	6
7	7	7	7	7	7	7	7	7	7	7
8	8	8	8	8	8	8	8	8	8	8
9	9	9	9	9	9	9	9	9	9	9

GENDER	
<input type="radio"/> Female	<input type="radio"/> Male


BIRTH DATE			
Month	Day	Year	
JAN (1)			
FEB (2)			
MAR (3)	0 0	0 0 0	
APR (4)	1 1 1	1 1 1	
MAY (5)	2 2	2 2 2	
JUN (6)	3 3	3 3 3	
JUL (7)	4	4 4 4	
AUG (8)	5	5 5 5	
SEP (9)	6	6 6 6	
OCT (10)	7	7 7 7	
NOV (11)	8	8 8 8	
DEC (12)	9	9 9 9	

Reading—Session 1

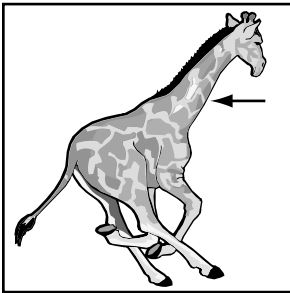
1 Which picture belongs with the word in the box?

necklace


A.



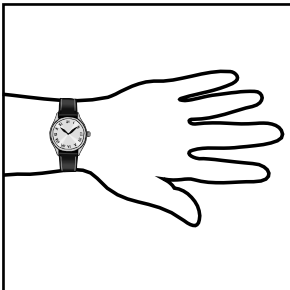
B.



C.



D.



2 Which word has the same **beginning** sound as knew?

- A. need
- B. kite
- C. do
- D. true

GO ON 

Read this recipe about how to make a rainbow-shaped fruit salad. Then answer the questions that follow.

Rainbow Salad

by Natasha Wing

Here's a simple recipe for fruit salad with a new twist—arrange the fruit by color into the shape of a rainbow. It's perfect for a rainy-day activity.

Ingredients:

- 1 pint of strawberries
- 2 oranges
- 1 banana
- 1 green melon
- 1 pint of blueberries
- purple grapes
- whipped cream

Directions:

1. Place a rectangular glass dish the long way. Slice some strawberries and make a small arch in the dish.
2. Peel the oranges and separate the sections. Put the sections in an arch above and next to the strawberries.
3. Slice a banana and make an arch next to the oranges.
4. Cut the melon into cubes and make an arch next to the bananas.
5. Stack the blueberries beside the melon.
6. Stem the grapes; then place them next to the blueberries.
7. In empty parts of the dish, spray some whipped cream to make clouds.

Now you have a fruit salad using the six colors of the rainbow!

If you can't find the fruit listed, here are some substitutes:

Red—raspberries, watermelon, cherries

Orange—cantaloupe, mango

Yellow—pineapple

Green—grapes, kiwi

GO ON 

- 3 The heading “Ingredients” means
- A. what to use.
 - B. what to do.
 - C. how to find.
 - D. how to use.
- 4 Why does the author suggest making an arch with the fruit?
- A. to make the salad taste better
 - B. to help the colors blend together
 - C. to help the fruit fit inside the dish
 - D. to make the shape of a rainbow

- 5 To make this fruit salad, a person can use cherries instead of
- A. blueberries.
 - B. oranges.
 - C. strawberries.
 - D. grapes.

- 6 Which word belongs with the words in the box?

below
above

- A. place
- B. beside
- C. long
- D. empty

Read this story about Crow and how she solves a problem. Then answer the questions that follow.

The Crow and the Water Jug

an Aesop fable

retold by Roseann Francis

1 One day, a thirsty crow found a jug with some water at the bottom of it. “How lucky I am!” thought Crow. “Now I can have a drink of water.” She bent her head and put her beak into the jug. But the water was so low in the jug that Crow’s beak could not reach it.

So Crow bent over a little farther. She still could not reach the water. She bent over even farther. She stretched her neck and flapped her wings. But still she could not get a single drop of water to drink.

Then Crow decided to try to make the jug lie on its side. “This will make the water run out of the jug. Then I will be able to drink from it,” she thought. She pushed at the jug with all her strength. But no matter how hard she tried, the jug did not fall over. And the water stayed at the bottom of the jug, too low for Crow to reach.

“I may as well give up,” Crow thought. She was very thirsty and very tired. She would have flown away to look for water right then. But suddenly she had an idea.

Crow scratched in the dirt until she dug up a pebble. She dropped the pebble into the jug. She could see that the pebble made the water a little higher. So she scratched for another pebble and another and another. She dropped every single pebble that she could find into the jug. As each pebble went in, the water rose a little bit higher. At last, the jug held many pebbles. The water had reached the top of the jug.

6 “Caw, caw!” Crow said. “I did it!” The water rose to the top of the jug. Crow took a drink out of the jug.

“I could have flown away without getting a drink,” she thought. “I am so glad I found a way to reach the water.”

Crow thought she wasn’t strong enough to get at the water. But she learned that strength doesn’t always matter. Sometimes, the only thing on which you need to depend is good thinking.

Crow flapped her wings and flew away. She wasn’t thirsty any longer.

- 8 At the beginning of the story, Crow could not reach the water because
- A. her wing got in the way.
 - B. her head did not bend downward.
 - C. her head could fit inside the jug.
 - D. her beak was too short.
- 9 In part 1, what do the words “How lucky I am!” show about Crow?
- A. She did not want to share the water.
 - B. She had been looking for a jug.
 - C. She was surprised to find water to drink.
 - D. She thought the jug was filled to the top with water.

- 10 What happened right **after** Crow found the water jug?
- A. She pushed the jug on its side.
 - B. She got her head out of the jug.
 - C. She finished drinking the water.
 - D. She tried to reach the water with her beak.
- 11 Which word shows something Crow **did**?
- A. lucky
 - B. pushed
 - C. some
 - D. reach

12 Words can describe a character in a story.

Crow is black and strong.

In the chart, write **four** words from the Word Box that describe Crow.

Words from the Word Box that describe Crow:	Word Box
1. _____	thirsty
2. _____	found
3. _____	lucky
4. _____	drink
	bent
	reach
	tired
	glad

13 How did Crow feel after trying to push the jug on its side?

- A. mad
- B. tired
- C. happy
- D. hurt

Crow scratched in the dirt.

14 In this sentence, the word scratched means

- A. made a mark in the ground.
- B. lifted up a pebble.
- C. filled a jug with water.
- D. looked for something.

15 In part 6, when Crow says “Caw, caw!” she means

- A. “This is fun!”
- B. “This is hard work!”
- C. “I want to give up!”
- D. “I did it!”

16 Which word has the same **ending** sound as thirsty?

- A. day
- B. thick
- C. lucky
- D. drink

GO ON 

17 a. What is Crow's problem?

b. How does Crow solve her problem? Use details from the story.



Acknowledgments

“Rainbow Salad” (p. 4) by Natasha Wing as it appeared in *Hopscotch*, June 2003. Published by Bluffton News Publishing/Printing Company. Copyright © 2003 by Natasha Wing.

“The Crow and the Water Jug” (p. 7), an Aesop fable retold by Roseann Francis.